




Survey Date: _____ Customer/Company: _____ Requested By: _____ Email: _____ Phone No.: _____	Job Name: _____ Job Location: _____ A17.1 Code Year: _____ Shaft Designation: _____ Survey Sheet # _____ of _____
--	---

Information per Shaft

Overall Travel: _____ Pit Depth: _____ Overhead: _____
 Segment: Commercial LULA

US Right Hand (EU-LH) 	US Left Hand (EU-RH) 	Center Opening (C.O.) 
---	--	---

* US Handing is determined by standing in the hallway looking at the car.
 The side of the jamb where the door strikes when closed is the "hand" of the opening.

Front Opening(s)

Clear Opening Width: _____ Clear Opening Height: _____ Wall Depth: _____
 Door Type and Quantity QTY: _____
 S S/L 2S/P C.O.
 US Right Hand (EU-LH) US Left Hand (EU-RH)

Entrance Finish
 Premium (Bolted only): Painted Qty: _____ SS 441 #4 Qty: _____ SS 304 #4 Qty: _____ Other Mtl & Qty: _____
 Columbia PE-4: Painted Qty: _____ SS 441 #4 Qty: _____ SS 304 #4 Qty: _____ Other Mtl & Qty: _____
 PE-4 Bolted QTY: _____ PE-4 Butt Welded QTY: _____ PE-4 Miter Welded QTY: _____

Landing Sills
 Alum Qty: _____ Bronze Qty: _____ Nickle Silver Qty: _____ S/St. Qty (PE-4 only) : _____

Rear / Side Opening(s)

Clear Opening Width: _____ Clear Opening Height: _____ Wall Depth: _____
 Door Type and Quantity QTY: _____
 S S/L 2S/P C.O.
 US Right Hand (EU-LH) US Left Hand (EU-RH)

Entrance Finish
 Premium (Bolted only): Painted Qty: _____ SS 441 #4 Qty: _____ SS 304 #4 Qty: _____ Other Mtl & Qty: _____
 Columbia PE-4: Painted Qty: _____ SS 441 #4 Qty: _____ SS 304 #4 Qty: _____ Other Mtl & Qty: _____
 PE-4 Bolted QTY: _____ PE-4 Butt Welded QTY: _____ PE-4 Miter Welded QTY: _____

Landing Sills
 Alum Qty: _____ Bronze Qty: _____ Nickle Silver Qty: _____ S/St. Qty (PE-4 only) : _____

Floor to Floor Distances

Additional Information

NOTE:
 1. Landing door interlock is applied;
 2. Half moon key is included;

Contact Info.

Columbia Elevator (Headquarters) 1 Pheasant Run Road, Oxford, CT 06478	Tel: 305 822-5055 Email: info@columbia-elevator.com www.columbiaelevator.com
--	--

*In partnership with US Door Equipment (USDE), Columbia Elevator offers one-stop solution for elevator cabs, entrances, and door systems.
Contact us via info@columbia-elevator.com for a Cab quote.